

OVERLOAD RELAY 28...40 A FOR MOTOR PROTECTION SIZE S3, CLASS 10 FOR CONTACTOR MOUNTING MAIN CIRCUIT: SCREW CONN. AUX. CIRCUIT: SCREW CONN. MANUAL-AUTOMATIC-RESET



Figure similar

Product brand name	SIRIUS
Product designation	thermal overload relay
General technical data	
Size of overload relay	S3
Size of contactor can be combined company-specific	S3
Power loss [W] total typical	16.5 W
Insulation voltage with degree of pollution 3 rated value	1 000 V
Surge voltage resistance rated value	8 kV
Protection class IP	
• on the front	IP20
Type of protection	DMT 98 ATEX G 001
Protection against electrical shock	finger-safe
Equipment marking acc. to DIN EN 81346-2	F
Ambient conditions	
Ambient temperature	
• during operation	-20 ... +70 °C

- during storage -55 ... +80 °C
- during transport -55 ... +80 °C

Main circuit

Number of poles for main current circuit	3
Adjustable pick-up value current of the current-dependent overload release	28 ... 40 A
Operating voltage	
• at AC-3 rated value maximum	1 000 V

Auxiliary circuit

Number of NC contacts	
• for auxiliary contacts	1
Number of NO contacts	
• for auxiliary contacts	1
Number of CO contacts	
• for auxiliary contacts	0
Operating current of auxiliary contacts at AC-15	
• at 24 V	3 A
• at 110 V	3 A
• at 120 V	3 A
• at 125 V	3 A
• at 230 V	2 A
• at 400 V	1 A
Operating current of auxiliary contacts at DC-13	
• at 24 V	1 A
• at 110 V	0.22 A
• at 125 V	0.22 A
• at 220 V	0.11 A

Protective and monitoring functions

Trip class	CLASS 10
-------------------	----------

Short-circuit protection

Design of the fuse link	
• for short-circuit protection of the main circuit	
— with type of coordination 1 required	gG: 160 A
— with type of assignment 2 required	gG: 80 A
• for short-circuit protection of the auxiliary switch required	fuse gL/gG: 6 A, quick: 10 A

Installation/ mounting/ dimensions

Mounting position	with vertical mounting surface +/-135° rotatable, with vertical mounting surface +/- 45° tiltable to the front and back
Mounting type	direct mounting
Height	120 mm

Width	70 mm
Depth	140 mm
Required spacing	
<ul style="list-style-type: none"> • with side-by-side mounting <ul style="list-style-type: none"> — forwards 0 mm — Backwards 0 mm — upwards 0 mm — downwards 0 mm — at the side 0 mm • for grounded parts <ul style="list-style-type: none"> — forwards 0 mm — Backwards 0 mm — upwards 0 mm — at the side 6 mm — downwards 0 mm • for live parts <ul style="list-style-type: none"> — forwards 0 mm — Backwards 0 mm — upwards 0 mm — downwards 0 mm — at the side 6 mm 	

Connections/Terminals	
Product function	
<ul style="list-style-type: none"> • removable terminal for auxiliary and control circuit 	No
Type of electrical connection	
<ul style="list-style-type: none"> • for main current circuit • for auxiliary and control current circuit 	screw-type terminals screw-type terminals
Type of connectable conductor cross-sections	
<ul style="list-style-type: none"> • for main contacts <ul style="list-style-type: none"> — solid 2x (2.5 ... 16 mm²) — stranded 2x (10 ... 50 mm²), 10 ... 70 mm² — finely stranded with core end processing 2x (2.5 ... 35 mm²), 2.5 ... 50 mm² • at AWG conductors for main contacts 2x (10 ... 1/0), 1x (10 ... 2/0) 	
Type of connectable conductor cross-sections	
<ul style="list-style-type: none"> • for auxiliary contacts <ul style="list-style-type: none"> — solid 2x (0.5 ... 1.5 mm²), 2x (0.75 ... 2.5 mm²) — finely stranded with core end processing 2x (0.5 ... 1.5 mm²), 2x (0.75 ... 2.5 mm²) • at AWG conductors for auxiliary contacts 2x (20 ... 16), 2x (18 ... 14) 	

Certificates/approvals

General Product Approval	For use in hazardous locations
--------------------------	--------------------------------



Declaration of Conformity	Test Certificates	Marine / Shipping
---------------------------	-------------------	-------------------



[Type Test Certificates/Test Report](#)

[Special Test Certificate](#)



Marine / Shipping	other
-------------------	-------



[Environmental Confirmations](#)

[Miscellaneous](#)

other

[Confirmation](#)

Further information

Information- and Downloadcenter (Catalogs, Brochures,...)

<http://www.siemens.com/industrial-controls/catalogs>

Industry Mall (Online ordering system)

<https://mall.industry.siemens.com/mall/en/en/Catalog/product?mlfb=3RU1146-4FB0>

Cax online generator

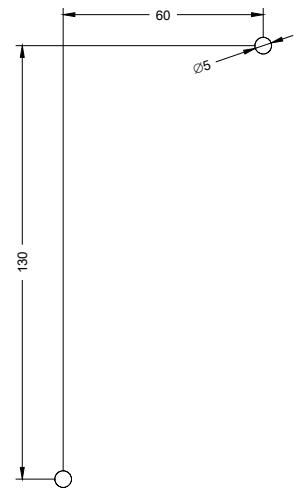
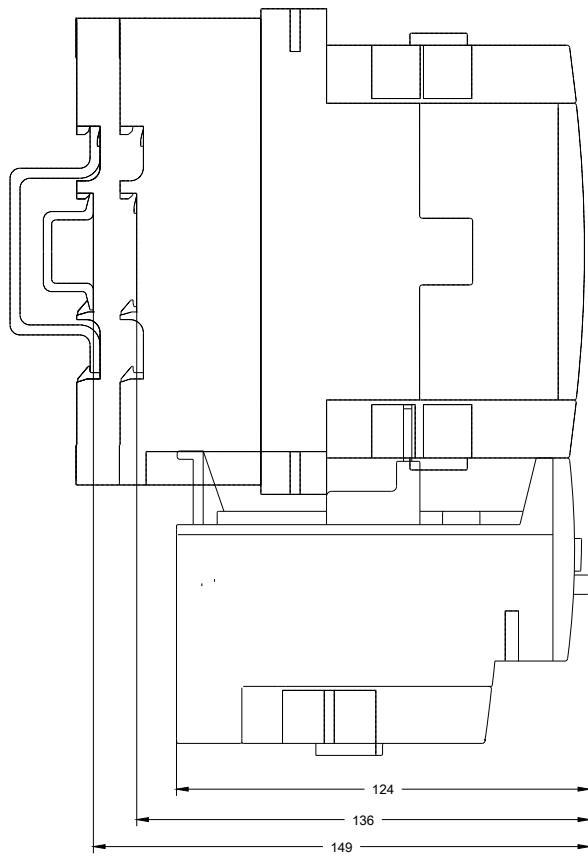
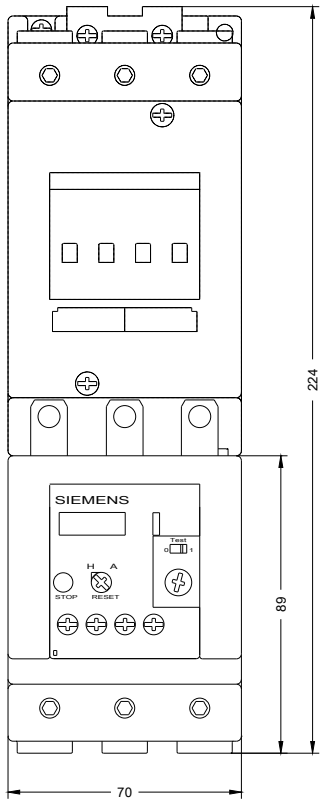
<http://support.automation.siemens.com/WW/CAXorder/default.aspx?lang=en&mlfb=3RU1146-4FB0>

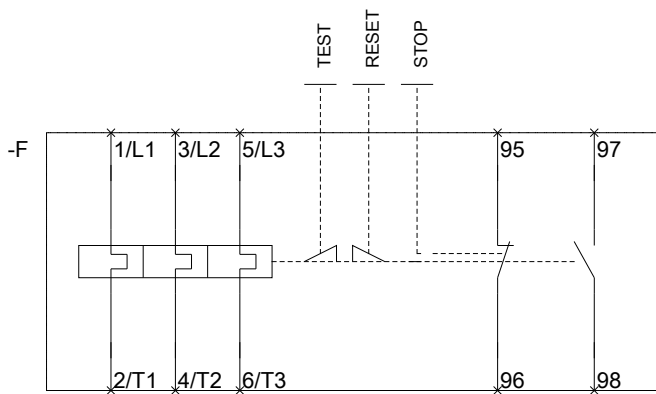
Service&Support (Manuals, Certificates, Characteristics, FAQs,...)

<https://support.industry.siemens.com/cs/ww/en/ps/3RU1146-4FB0>

Image database (product images, 2D dimension drawings, 3D models, device circuit diagrams, EPLAN macros, ...)

http://www.automation.siemens.com/bilddb/cax_de.aspx?mlfb=3RU1146-4FB0&lang=en





last modified:

07/14/2017